



BUILDING INSPECTIONS DIVISION *e-blast* NEWS & INFORMATION

WE NOW REVIEW AND INSPECT ALL PLANS SUBMITTED AS OF
MARCH 1, 2009 TO THE NEW **2007 FLORIDA BUILDING CODE**

1st Quarter - 2010



Escambia County Central Office Complex (One Stop)

Inspect the Complex with us!



Escambia County's Central Office Complex will serve as a convenient "One Stop" Center for new development within the county. Offices should be relocated to the new facility in May/June 2010.

ESCAMBIA COUNTY

BUILDING OFFICIAL OVERVIEW

S. Dale Baker, CBO
Division Manager



Springing Into Action

My wife recently said she believes it would be a good idea for me to start a garden. With Spring just around the corner, we could soon be enjoying our own fresh vegetables. Sounds good? But, wait a minute. A garden would require me digging around in the ground, sweating and swatting mosquitoes. Right? That doesn't sound like such a good idea after all. Besides, I've never had too much luck with other projects such as laying my own hardwood floors during a Saints game. What a fiasco that was! My finger still hurts.

Anyway, things sure are looking up at the Permitting Office. We have lots of folks coming in and getting permits lately. We even had a record day of 110 customers in February. Sometimes, I believe economic recovery has already begun but we don't recognize it yet. It's kind of like the frog in the boiling water thing. We all have to just remain positive. I even show up some days making my rounds saying, "It sure is a great day for issuing permits!" Of course, I get the occasional eye rolling from my staff! Maybe I just enjoy this type work more than say, maybe working in a garden?

Well, work is continuing on the new Central Office Complex as you can see from pictures on the front page. This building will have the largest "Green" roof in the State. It is something Escambia County can be very proud of. It will be full of all kinds of vegetation. Oops ... I better keep that little bit of information to myself. Wouldn't want to have to grow a vegetable garden up there!

Thank you for the positive comments on our 2009 1st Qtr e-Blast News & Information edition sent out in December. We will keep you updated on news and information through our website and e-Blasts. Your suggestions and input are welcomed.

WHO DAT? Super Bowl XLIV Champs...DAT WHO!

Talk to you soon! Dale

Our Mission Statement:

The Building Inspections Division is committed to working as a team to provide excellent service to its customers quickly and efficiently. Our division will continually strive to maintain the highest standards of excellence to achieve the most efficient development process within the State of Florida by following these objectives;

To provide quality service to the community that is knowledgeable, efficient and helpful to the citizens of Escambia County,

To serve the permitting, inspection and licensing needs of residents, contractors and developers with excellent customer service is the highest priority for our division,

To safeguard life, health, property and public welfare by regulating the construction, quality of materials and use of all buildings within the county, through the proper administration and enforcement of Federal, State and County adopted laws and ordinances.

INSIDE THIS ISSUE


| | |
|--|--------|
| 2008 NEC – Feb. Panhandle Div. IAEI Meeting..... | 8,9,10 |
| Bulletin Board..... | 7 |
| Building Official Overview..... | 2 |
| CEU – Florida Div. of Workers' Comp FREE class..... | 7 |
| Change of Use/Change of Occupancy..... | 5,6 |
| Cold Service Inspections..... | 3 |
| Contact List – BID..... | 6 |
| Contractor License Number Requirements. | 7 |
| Drywall Problems – "HUD to Help Homeowners..."..... | 5 |
| FBC 109.1: Equipment for Inspection Access..... | 7 |
| Information Tidbits..... | 6 |
| Inspections..... | 3,6,7 |
| Letter of Authorization Affidavit – Licensing | 3 |
| Licensing..... | 3,4,7 |
| Mission Statement..... | 2 |
| Notice of Commencement..... | 4 |
| Office Closing Schedule – 1 st Quarter..... | 6 |
| Office Locations – BID..... | 10 |
| Online Resources..... | 7 |
| Permitting..... | 3 |
| Permitting Classifications..... | 7 |
| Plan Review..... | 3,6 |
| Pool Inspection – Final (R4101.19)..... | 4 |
| Roles of Contractor, Property Owner & Permit Issuing Authority..... | 4 |
| Single Family Permits Issued 2008-09..... | 2,6 |
| Site Compliance (Site Inspections)..... | 3 |
| Statistics FY 2008-09..... | 3 |
| Top Ten Plan Review Deficiencies..... | 6 |
| Top Ten Inspection Deficiencies..... | 6 |
| Weeden's Brainteaser..... | 8 |

Did You Know?

Did You Know?

Escambia County Building Inspections Division 2008-09 FY Statistics

- ... Issued **542** New Single Family Dwelling permits
- ... Issued **15,484** Building Permits
- ... Reviewed over **4,820** through Plan Intake
- ... Performed **23,664** inspections
- ... Served over **12,112** walk-in customers (sign-in)



www.myescambia.com

Plan Review:

WHICH PERMITS REQUIRE PLAN REVIEW?

This list covers the more common projects – it does not cover all projects that require permitting.

- New residential structures
- New additions or alterations
- New commercial structures
- Fire alarm systems
- Fire suppression systems
- Signs
- Swimming pools
- Accessory structures (including sheds, pool enclosures, boathouses, boat docks, retaining walls, etc.)
- Construction projects that involve outside work require compliance with zoning regulations and setbacks, adherence to land use designations and clearance for utility infrastructure and rights-of-way.

Contact BID **before starting your job** if you are not certain if a permit is required. [Remember, there is a 2X penalty of building permit fees if you start a project without a permit.]

Permitting:

During February, Escambia County issued permits for 44 new single family homes valued at \$5.9 Million to be built in Escambia County. In comparison, there were 50 issued in January and 54 issued in February 2009.

Permits were issued for commercial buildings valued at \$5.2 Million in Escambia County. In February 2009,

newly permitted commercial buildings were valued at \$38 Million.

Licensing:

The Competency Board is offering a means to eliminate delays in permit issuance and scheduling inspections by offering a **VERIFICATION OF GENERAL LIABILITY AND FLORIDA WORKER'S COMPENSATION INSURANCE** form.

A **LETTER OF AUTHORIZATION AFFIDAVIT** is required to be on file with Contractor Licensing. The Affidavit is a signed/notarized document from the licensed contractor attesting insurance requirements as identified in FS 489 and will remain in effect at all times. In order to take advantage of this offer, please submit the signed Affidavit form, along with a \$25 fee per license, to Contractor Licensing. The Competency Board will perform routine audits to validate the coverage. Those found not in compliance, may be subject to disciplinary action as defined in Florida States 489.129.

Please check our local website for further information and forms or call Contractor Licensing at 850-595-3488.

Inspections:

Electrical: **COLD SERVICE INSPECTIONS**

A permit is issued for 'cold service' when electrical repair is required due to electrical failure. The jobsite must be an occupied dwelling or building **and** be attached to an active Power Company account.

When a permit is issued for 'cold service' or electrical change out, the following must be present before an inspection can occur:

1. The permit application must be noted that the job is a 'cold service';
2. When calling for the final inspection, notify BID Customer Service that the inspection is for a 'cold service';
3. The job site must be unlocked and, if inhabited, someone **must** be onsite when the Inspector arrives or the inspection will be failed and may result in assessment of a re-inspection fee.

Site Compliance:

It is important when calling for a foundation inspection, to remember to simultaneously schedule a site foundation inspection. Likewise, in order to close out your permit, a final site inspection should be scheduled at the same time or before the final building inspection.

Prompt scheduling of these two site inspections will ensure that your project is not delayed and identify any site and/or drainage permits early.



HAPPY ST. PATRICK'S DAY!



R4101.19 Final Pool Inspection

Final Electric, and barrier code, inspection shall be completed prior to filling the pool with water.

Exception: Vinyl liner and fiberglass pools are required to be filled with water upon installation.

Weeden's Brainteaser: Building Inspector

Notice of Commencement

All Notice of Commencements must be filled out in its entirety. The NOC must show a completed Legal Description, a general description of the job improvement, name and address of the owner and contractor. The NOC must be signed by the legal owner of the property and notarized; it cannot be signed by a Power of Attorney. Also, if the legal owner is a corporation, an authorized signer of the corporation must sign. You can verify corporate information through www.sunbiz.org.



Many Thanks to all who brought sweets and goodies for BID throughout the Thanksgiving and Christmas holiday season. Everything, even the good wishes, were appreciated by all!

**CONTRACTORS:
YOUR LICENSE AND INSURANCE
SHOULD BE UPDATED OFTEN!**

What Role Does the Property Owner, Contractor and Permit Issuing Authority play in the construction permitting process?

The Contractor is required to be locally licensed, state registered or state certified to apply for a permit. The Contractor may not apply for a permit before he has entered into a contract with the property owner of record. The contract must contain specific information as required by state statutes.

The Property Owner is required to ensure the Notice of Commencement is filed and recorded. It is also to ensure people who do work on their property have acquired the correct permits. The Property Owner may designate an authorized agent to act on their behalf in these responsibilities.

The Permit Issuing Authority is required to provide the Permit Applicant and the Property Owner with a printed statement furnished by the Department of Business and Professional Regulation.

The Permit Issuing Authority must inform the Permit Applicant who is not the Property Owner of record that as a condition of the permit, the Applicant must promise in good faith that the statement will be delivered to the Property Owner.

Permit Application forms are required to meet requirements of Florida State Statute 713.135(6)(a). Specific minimum information is required along with a notarized signature.

WHICH WAY DO WE GO?

To help us get to your job site, we **must** have detailed directions from our office location or a major intersection. Please make sure that the directions are specific.

Having the correct directions will guarantee that your scheduled inspection will be made per your request and in a timely manner.

HUD to Help Homeowners with Drywall Problems

Tuesday December 29, 2009

By **Robert Longley**, About.com Guide to US Government Info

Without noting that the "problem" came from China, the Department of Housing and Urban Development (HUD) announced that it had directed lenders to [offer special assistance](#) to homeowners affected by "problem drywall" blamed with causing corroding wiring and plumbing, foul odors and [various health problems](#).

HUD's [action](#) applies only to homeowners with FHA-insured mortgages who may also qualify for an FHA [Type 1 Special Forbearance plan](#) intended to help them avoid foreclosure.

"We're instructing our FHA mortgage lenders nationwide to [extend temporary relief](#) to allow these families time to remove problem damaging [drywall](#) and repair their homes," said FHA Commissioner David Stevens in a [press release](#). "We want to remove additional pressures for these families as they find solutions to allow them to return to a safe, decent and sanitary home."

According to the Consumer Product Safety Commission (CPSC), more than 2,360 homeowners in 35 states and the District of Columbia - most of them in Florida, Louisiana, and Virginia - have filed complaints of possible [drywall-related problems](#).

Under the HUD special forbearance program, qualifying homeowners may get assistance including the suspension or reduction of mortgage payments for a period of time to help the borrower catch up on late and missed payments.

In addition, HUD instructed FHA lenders that [no late fees should be assessed](#) while the borrower is making timely payments under the terms of the Special Forbearance plan.

The best thing to do with a red hot idea is build a fire under it.



Author Unknown

CHANGE OF USE - CHANGE OF OCCUPANCY:

The State of Florida requires a new Certificate of Occupancy to be issued when an existing building changes its type of occupancy. All Changes of Occupancy types require a completed Building Permit Application and Change of Occupancy Permit even if no alterations will be done to the property or to the building for it to be a commercial use. Following issuance of the Change of Occupancy Permit, a Building and Fire Safety Inspection will be necessary prior to issuance of any Certificate of Occupancy.

If there is a change in the occupancy classification, as defined in the Florida Building Code, the proposed building or space shall be made to comply with all current Codes, including accessibility provisions. (Ex: Print shop (business) to a retail store (mercantile) & House (Residential) to a day care (institutional)).

The 2007 Florida Building Code states:

Section 110.1: "No change in the existing occupancy classification of a building or structure or portion thereof shall be made until the building official has issued a certificate of occupancy thereof as provided herein."

These requirements are applicable to Change of Occupancy:

- A permit application must be completed along with a sketch showing current floor plan.
- Planning and Zoning must confirm that your new proposed change for the building or space is approved for the type of business use.
- This initial Change of Occupancy permit may eventually require additional permits to make modifications to the space in order to comply with the current Codes.
- After the permit is issued, an inspection of the property by BID and Fire Safety must be requested by the Owner or Owners' representative. If the inspections reveal deficiencies or Code violations, corrections must be made before the Certificate of Occupancy will be issued.
- Signs require a separate permit application.
- Any remodeling or renovations require a separate permit application.
- An electrical permit or a plumbing permit may be required to bring the electrical and/or plumbing up to Code. These permits must be obtained by a State of Florida licensed Contractor in those fields.
- Changes of occupancy may result in handicapped accessibility requirements related to entrances, accessible route to altered areas, at least one accessible restroom for each sex, accessible telephones and drinking fountains, and when possible, accessible parking.
- Fire Safety Inspections must be called in prior to calling for the Building Inspection. Building Inspections should be scheduled for the following day. All inspections can be made by calling (850) 595-3550.
- All violations/corrections shall be corrected prior to re-inspection or issuance of Certificate of Occupancy.

POLICY/PROCEDURE:

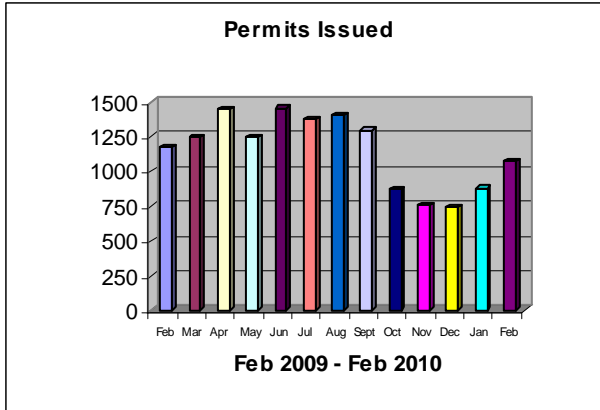
In granting a Change of Occupancy Permit, the following steps indicate the sequence of approvals before a new Certificate of Occupancy can be issued:

1. Land Use Compliance Certificate;
2. Change of Use Permit;
3. Fire Safety Inspection
4. Environmental Permit (if applicable); and
5. Building Inspection.



INFORMATION TIDBITS

WHEN ALL THE ABOVE IS COMPLETE AND THE BUILDING SPACE IS READY TO BE OCCUPIED BY THE NEW TENANT, CALL (850) 595-3550 FOR CHANGE OF OCCUPANCY INSPECTIONS. NO OCCUPANCY MAY OCCUR UNTIL AFTER THE INSPECTION IS COMPLETE AND THE BUILDING IS IN COMPLIANCE.



BID WILL BE CLOSED:

**Friday, April 2 -
Good Friday
Monday, May 31 -
Memorial Day**

CONTACT LIST

Administration..... (850) 595-3572
 Building Section..... (850) 595-3556
 Electrical Section..... (850) 595-3577
 Plumbing/Gas/Mechanical Section... (850) 595-3593
 Permitting Section..... (850) 595-3559
 Plans Review Section..... (850) 595-3573
 Investigations Section..... (850) 595-3565
 Licensing Section..... (850) 595-3488



PROPERTY OWNERS: IF YOU DO NOT INTEND TO DO THE WORK YOURSELF AND HAVE BEEN ASKED BY SOMEONE WITHOUT A CONTRACTOR'S LICENSE TO PULL THE PERMIT, YOU ARE AT RISK OF FINANCIAL HARM.

Top Ten Plan Review Deficiencies – Residential

- Engineer or Architects are not referencing 2007 FBC.
- Plans do not match approved site plans, flipped or different size.
- Plans being of poor print quality or reduced in size to the point that they are unreadable.
- UL rating number and UL construction details not with plans.
- Handicap accessible bathrooms do not comply with clear floor space for fixtures.
- Egress window not shown or does not meet code requirements for opening size.
- Bearing walls and beams are not identified or location marked on plans.
- Footing and bearing pads missing or misaligned with truss layout.
- Rated wall assemblies, roof/ceiling assemblies and/or floor ceiling assemblies not identified.
- Truss layout that is marked and labeled by engineer of record, not truss company.

Top Ten Inspection Deficiencies –

- No NOC posted on jobsite - FS 713.135
- Not built to approved plans
- No site address - (R321.1)
- No graspable handrails - (R311.5.6.3)
- Proper energy (EPL) display card not in heater closet - (R13-600.2.2)
- Bedroom windows not proper size - (R310.1.1)
- Weep holes not spaced correctly - (R703.7.6)
- Smoke Alarms missing in home additions - (R313.2.1)
- Improper pool gates - (R4101.17.1.8)
- Floor site not properly prepared - (R506.2)
- Work is not ready for inspection.

Our website has easy to use Permit Application Forms, in fill-able format, as well as, other forms including our Permitting Fee Estimate request form, Information Notices and Guideline Checklists.

www.myscambia.com



PERMITTING CLASSIFICATIONS:

What's yours?

Escambia County has three categories for submitting Building Permit Applications. It is our goal to shorten review timelines from start to finish.

Category 1

There are no reviews needed. These are primarily over-the-counter issued permits. Examples would be: residential trade permits, minor commercial trade permits, faxed permit processing and online permit processing.

Category 2

Staff reviews are required. There is a minimum 3 day review time for multiple residential plan drop-offs (Production builders); 10 day review time for large commercial plan drop-offs with multiple trade reviews. Examples would be: remodels, garages, alterations, decks, signs, sunrooms, additions, mobile homes, fire permits, tents, land use permits, fences, sheds, some new SFD's. (Some of these could include multiple agencies such as: DEP, Health Department, ECUA, Army Corp of Engineers, Fire Safety and Marine).

Category 3

Public input is needed through the DRC process. Examples for this could be commercial buildings and additions, subdivisions, manufactured building and new developments.

ONLINE RESOURCES

You may also visit our website at www.myescambia.com; click on 'Quick Links' at the bottom right; then click on 'Building Inspections'.

Building Inspections link to view and download BID's most used forms and applications, as well as, additional resources for your permitting needs.

To track your permit after issuance or to review Inspection history you may select "**Search Permit Records.**" You will need your permit number or an address to track.

Contractor Tracking – To research information and licensing on particular contractors who are registered to perform work within Escambia County.

Inspection information will give you details regarding passed or failed inspections.

BID's Bulletin Board:

EQUIPMENT FOR INSPECTION ACCESS

In accordance with the Florida Building Code, Section 109.1, it is the contractor's responsibility to provide OSHA approved equipment required to provide inspector access to perform required inspections. This equipment includes, but is not limited to: an OSHA approved ladder, scaffolding, etc.

CONTRACTORS' LICENSE NUMBER REQUIRED

This is a reminder to all contractors that, in accordance with Florida Statutes (FS) 489.119, the contractors' license number shall appear in any offer of services. This includes, but is not limited to: business proposals, bids, contracts, or advertisement; even business cards. In addition, per FS 489.119(6)(c), "If a vehicle bears the name of a contractor or business organization, or any text or artwork which would lead a reasonable person to believe that the vehicle is used for contracting" the license number "must be conspicuously and legibly displayed with the name, text, or artwork." Failure to include the license number in advertisement carries a minimum fine of \$250 and a maximum fine of \$1,000 for the first offense.

****FREE****

The Florida Division of Workers' Compensation is offering FREE classes regarding Florida's Workers' Compensation Laws and Workplace Safety to Licensed Contractors and Employers.

EDUCATION/CEU CLASSES

WHEN: March 23, 2010 FREE

TIME: 9:00 – 10:30 a.m.


**WHERE: West Florida Regional Library
200 W. Gregory Street, Pensacola FL**

Workers' Compensation Topics:

- Contractor Responsibilities
- Exemptions
- Key Definition Review
- Enforcement Provisions
- Insurance Coverage Requirements

Registration form available:

www.myfloridacfo.com/WC For CEU purposes and other information send email : bocseminars@MyFloridaCFO.com or call (813) 221-6518.



BID statistics and other information were spotlighted during the month of January in the Board of County Commissioner's building lobby.

WEEDEN'S BRAINTEASER

"WHAT AM I?"

I see ditches dug, straight, clean and neat;
 I see reinforcement steel bent, tied and supported properly.
 I see grade stakes of steel or pressure treated wood at proper depth.
 I see a jobsite that is neat and clean with a job box that contains all plans and specifications along with a copy of the Notice of Commencement, Elevation Certificate and Site Plan that indicates storm water drainage.
 And, now I see a permit card that I can sign showing this project has met the Florida Building Code and can continue

WHAT AM I?

(Check your answer on page 4)

2008 NATIONAL ELECTRIC CODE:

Details Provided by Lynn Adams

At the February meeting of the Panhandle Division of the International Association of Electrical Inspectors (IAEI) a number of Electrical Code questions were discussed. Jurisdictions represented were the City of Pensacola, Santa Rosa County, the City of Fort Walton Beach, and Escambia County. The Building Officials of each jurisdiction were present as well. General agreement was reached on the following questions. As always, on repairs or other unusual circumstances, the Authority Having Jurisdiction (AHJ) would have the final decision.

1. **Is AFCI required for the laundry circuit? For the laundry room?**
NO.
 - The NEC gives an extensive list of rooms where AFCI is required. The laundry room is **NOT** on that list *NEC 212.12(B)*.
 - The NEC requires a Laundry Branch Circuit, which can supply the laundry "laundry receptacle outlet(s)" *NEC 210.10(C)(2)*.
 - Information from the AFCISafety.org web site specifically excludes the kitchen, lavatory, garage, bathroom, and LAUNDRY ROOM from the requirement.
 - The NEC gives specific instructions requiring the use of GFCI when replacing a receptacle in an area that requires GFCI in the current code. There is no such instruction related to repair or replacement of breakers in areas currently requiring AFCI.

2. **Are AFCI breakers required to be installed when changing a panel?**
NO.
 - *Florida Building Code-Existing Building 302.6* allows "Additions, alterations, renovations or repairs ...without requiring the existing installation to comply with all of the requirements of this code."
 - *Florida Building Code-Existing Building 507.1* states: "... Existing electrical wiring and equipment undergoing repair shall be permitted to be repaired or replaced with like material."
 - *Florida Building Code-Existing Building 608.1.1* (Level 1 Alteration) states: "Existing electrical wiring and equipment undergoing repair shall be permitted to be repaired or replaced with like material."

3. **Is AFCI required for new circuits added to an existing building (in the specified areas)?**
YES.
 - *Florida Building Code-Existing Building 708.1* (Level 2 Alteration) states: "All newly installed electrical equipment and wiring relating to work done in any work area shall comply with the materials and methods requirements of Chapter 27 of the *Florida Building Code*" (NEC)
 - The NEC requirements apply to any new wiring or re-wiring.

4. **Must Nonmetallic Sheathed cables run through the top plate and 'foamed' for draft stop be de-rated for temperature? YES.**
- *NEC 335.80* states: "Where more than two NM cables ... are installed, without maintaining spacing between the cables, through the same opening in wood framing that is to be fire-or draft-stopped ... ampacity of each conductor shall be adjusted in accordance with table 310.15(B)(2)(a)" (4-6 = 80%; 7-9=70% etc)
 - Note that this also applies to NM cables installed in contact with thermal insulation without maintaining spacing.
 - Note that the de-rating is applied to the 90 degree C. value . This would allow nine current carrying conductors (four 2-wire cables, three 2-wire + one 3-wire, etc) to be installed in one hole in the framing, be de-rated to 70% and still connect to a 20 amp breaker.
5. **Must NM cables installed in a crawl space be drilled through the joists, or installed on the face of the joist, or on running boards? YES.**
- Where the NEC clearly outlines a requirement, it is the intention of Escambia County to follow those requirements.
 - *NEC 334.15(C)* outlines this requirement for cables smaller than two 6 AWG or three 8 AWG.
 - Running boards are also required beside NM cables within 6' of a scuttle hole or pull-down stair into an attic. *NEC 334.23*
REFERENCE NEC 320.23
(Some case-by-case decisions would be made on existing installations with minor repairs or inaccessible locations. Check with the AHJ.)
6. **Are single receptacles required on any circuits (dishwasher, microwave, clothes washer)?**
- Where a dedicated individual branch circuit is **REQUIRED**, and the rating of a fixed in place equipment is over 50% of the branch circuit, or the rating of a movable equipment is over 80% of the branch circuit could trigger the need for a single device. The manufacturer's requirements should also be consulted.
7. **Are replacement fixtures in an existing home required to be either grounded, GFCI protected, or of insulating material and have no exposed conductive parts? YES.**
- NEC 410.42(b)* gives this specific requirement; The Florida Building Code, Existing Buildings, allows for the replacement of like-for-like in some instances. Consult the AHJ.
8. **When changing the power-pack or meter socket is it required to install an intersystem ground bar? Must the existing grounds from the cable, satellite and/or telephone be attached to that grounding bar? at that time?**
- When services are repaired, the Contractor must ensure that existing grounds remain connected. On service upgrades or replacements the intersystem ground bar should be installed. Even if the existing grounding conductors will not reach the new ground bar, any future installations or repairs by the utilities may be connected to the newly provided terminal.
 - *NEC 250.94* (exception) states "... at an existing building, where a grounding point already exists (such as the exposed grounding electrode conductor) a terminal is NOT required to be installed. ..."
9. **Is UF or other wet location wiring method required in wet locations? Is a conduit in or under the slab from the wall to a kitchen island considered a wet location? YES.**
- *NEC 310.5(B)*: Raceways underground are wet locations.
 - *NEC 310.9*: Raceways above ground in wet locations are wet locations.
 - *NEC 310.8(C)*: Conductors and cables used in wet locations shall be suitable...
- (Note that porches, decks and other areas may be considered wet or damp locations).
10. **Is GFCI protection required for ALL outlets in garage, including garage door opener, freezer, washer, etc.? YES.**
- NEC 210.8(A)(2)*: All receptacles in garages
11. **Review application of 60 degree rating for SD type cables in interior wiring. Overcurrent protection for common wire sizes = Table 310.16 must be applied using the 60 degree column.**

| AWG | CU | AL |
|-----|-----|----|
| #8 | 40 | 30 |
| #6 | 55 | 40 |
| #4 | 70 | 55 |
| #2 | 95 | 75 |
| #1 | 110 | 85 |

footing would have to be altered. The Electrical Contractor and the Building Contractor should be vigilant to ensure that the required connection can be made.

12. How will that affect range & dryer & heater circuits?

- NEC 422.10: APPLIANCES references NEC 210.19(A)(3) "... Not less than the load being served...ranges over 8 3/4 KW ... minimum branch circuit 40 amperes ..."
- NEC 210.21(B)(4): Range receptacles are allowed to be based on a single range demand load as specified in Table 220.55
- NEC 220.55 Table A single range rated "Not over 12 KW rating" may be counted as a demand of 8 KW.
(8,000 ÷ 240 = 33.33 amps x 125% = 41.66)
(A brief check of local home centers indicated most consumer ranges rated 12 KW. Specialized or deluxe ranges had nameplates greater than 12 KW. Conduct yourself accordingly.)
- NEC 220.54: Electric Clothes Dryers in dwelling units 5000 watts or nameplate if greater.
(5000 ÷ 240 = 20.833 x 125% = 26.04)

The rating of fixed electric space heating must comply with the nameplate in accordance with the 60 degree rating of the conductors.

13. Review of locations requiring Tamper Resistant receptacles.

All locations specified in 210.52(C)
(there may be some exceptions added in the NEC 2011 for receptacles mounted above 5 ½ feet). (They have not been added yet.)

14. Reports of contractors removing AFCI breakers after final inspection.

Penalties and enforcement;
Willful violations of the requirements could lead to discipline against a contractor's license.

15. Location of Smoke Detectors, including clearance from ducts, etc.

Locate in accordance with the brochure in the smoke detector. This information mirrors the NFPA standard.
Avoid ceiling fans, return-air or supply ducts, bathrooms, and cooking locations.

16. What is the remedy for missed footing steel?

A number of remedies were discussed. The remedy varied depending on if the steel stub-up was cut off just below the floor level, or the

17. WR receptacles for exterior use?

YES

These are required. (WR TR GFCI In-Use Cover)

Building Inspections Division –

Office Locations

Main County Office:
3300 N. Pace Blvd., Ste. 300
Pensacola, FL 32505
Telephone: (850) 595-3550
Hours: 8:00 a.m. – 4:30 p.m.
Monday through Friday, except holidays.

North County Office:
3470 Hwy 29 North
Cantonment, FL 32570
Telephone: (850) 587-5770
Hours: 6:30 a.m. – 5:00 p.m.
Monday through Friday, except holidays

WEBSITE ENHANCEMENTS

Frequently Asked Question:

Q: WHY DOES THE WEBSITE CHANGE?
A: BID's website is a constant communication tool used to meet our customers' needs. Any changes that occur are for the purpose of making the site more user friendly. The changes will help the customer fast-track their permit(s), while providing valuable information, and also makes website navigation easier.

Q: SINCE MORE FORMS ARE AVAILABLE ONLINE, DOES IT SPEED UP THE PERMITTING PROCESS?
A: Most definitely. The forms are all fill-able and ready for printing. The properly completed forms can then be delivered to BID by the Property Owner, his/her authorized agent, or the Contractor and then the Permit Process begins.

If you would like to be put on BID's e-blast News and Information distribution list, please send your request and email address to:
gsgarret@co.escambia.fl.us